



LAS POSITAS  
COLLEGE



# MY ILLUSTRATED PATHWAY GUIDE

*Diego Gomez*

# Hello Hawks!



As you are now aware, our school mascot is a hawk. It is a hawk for some very specific reasons. Let me share a few fun facts about this mystical creature.

Hawks are strong, powerful birds that are swift fliers and can reach speeds over 150 mph when diving. Some species undertake a long migration journey, traveling thousands of miles each year, which is a testament to their strength and stamina.

It is said that Hawk feathers represent change, transformation, inspiration, intellect, and mental pursuits. So how does the Hawk relate to you?

What do you call a bird that only has one wing? Grounded! The hawk cannot reach the sky because it needs both wings to fly. And that's exactly why this Illustrated Student Journey Guide was created, to help you soar. We want to make sure you have everything you need to get off the ground. Throughout this guide you will find illustrations and hyperlinked information regarding pathways and tips on navigating milestones, and all the information you may need to successfully complete your journey here at LPC.

Now we can't forget about the "Nest". Nests provide a safe place for eggs and young birds to develop. Our caring campus offers support services, resources and communities that provide a safe space and a sense of belonging just for you. Not to worry, you will receive this Illustrated Pathway Guide every semester until you graduate, to ensure that you stay on track to complete your college degree or certificate, and/or transfer to a four-year college or university, or enter into the workforce in a timely manner.

You are now a part of the LPC Family, and we believe in YOU!

Go Hawks!

Sincerely,

*Dr. Jeanne Wilson*

Hello!

Now that you've been with us for a bit, we wanted to check in with you to ensure that you are feeling supported in your education journey.

We're happy you're with us and we want you to know that we're here for you.

To make your experience easier, we've created this "Pathways Checklist."

We have organized your pathway into six (6) distinct areas.

This will make your journey from registration to graduation easier.



1

You Are Here

2

By Fifteen (15) Units.

3

By Thirty (30) Units.

4

By Forty-Five (45) Units.

5

By Sixty (60) Units.

6

Sixty-Plus (60+) Units.

Please turn the page to start your journey.



# You Are Here



[Apply to LPC](#) and complete the Steps of Success. Obtain your Student ID Number (W#). Login to [Class-Web/MyPortal](#) with your W# and do the following:

By the time you receive this guide, you're well into your first semester. You've probably already turned in an assignment or two, and have started to get a feel for the rhythm of your classes, and the college as a whole.

Remember that your [Pathway Counselor](#) is here to help you.

Have you applied for Financial Aid either the [FAFSA](#) or the [Dream Act](#) application?



Purchase/Rent the [textbooks](#) you need.



Access [Canvas](#)




Now that you have a handle on things, you may be interested in becoming a [student athlete](#)...

or want to experience what our [performing arts](#) we have to offer.


Use this [Cost of College Calculator](#) to estimate the true cost of attending LPC.

Let's continue on your journey.

# By Fifteen (15) Units




Now it is time to get more acquainted with your pathway. By fifteen (15) units you should...




Explore your [Academic & Career Pathway](#).

During this process, you will have met your Pathway Success Team (PST), see your course sequencing, and discover all of the [student supports](#) LPC has to offer.




If you haven't decided on a major/career, there is a [pathway](#) for you!

Want to see careers that align with your interests? Create a [Career Coach](#) profile and share with your Pathway Counselor.



At this point, you need a comprehensive Student Education Plan (SEP). Make an appointment with your [Pathway Counselor](#) to do so.



To better understand your financial aid package, make an appointment with your [Financial Aid Advisor](#).



Tour the [LPC Tutoring Center](#). This is the place where you can get support with any subject.

## By Thirty (30) Units



You should create a profile on our job and internship board: [Handshake](#). By doing this, you will stay up-to-date with available vocational opportunities.



Schedule an appointment with our [Career Center](#) (room 1604B). They will help you research and prepare for your career.



Applying for Financial Aid is an annual event. Applications are due by March 2nd of the year. Please remember to complete your [FAFSA](#) or [Dream Act](#) applications before the deadline.



Attending college is more than just academics. Become more connected to the college by joining a [student club](#) or represent your peers by becoming a member of [Student Government](#).

# By Forty Five (45) Units

Now is the time to confirm your major. Meet with your [Pathway Counselor](#) to do this. If you plan to transfer to a four-year college, learn about the transfer process and our [Transfer Admission Guarantees](#).



You're closer to the job market than you've ever been. Now is the time to build your résumé on [Career Coach](#), create a [LinkedIn](#) profile, and post your résumé there.



You're getting closer to reaching your goal.



Now is the time to add [transfer tasks](#) to your calendar.



Work with the [Transfer Office](#) if you're interested in touring a UC or CSU either in person, or virtually.



If one of the CSUs or UCs are your goal, make sure you complete the applications during the application window: 10/1 – 11/30. Apply here: [UC](#) or [CSU](#).



# By Sixty (60) Units



You're steps away from graduation. It is time for you to revisit [Handshake](#), and our [Career](#) and [Transfer](#) Centers (room 1604B).



If you're earning your Associate's Degree and/or a certificate, at the beginning of the semester, make sure you apply for [graduation](#) and follow the instructions on the form to file it in the correct location by the correct date.

If needed, reapply for graduation: [FAFSA](#) or [Dream Act](#)



If you're transferring, meet with a [Financial Aid Advisor](#) to make plans for college after you transfer.

You already know that paying for college can be difficult. [Apply for as many scholarships](#) as you can. A Scholarship is money that you do not have to pay back! These applications are due in March.



# By Sixty Plus (60+) Units

This is it!  
You did it! Well  
done! Make sure  
you apply for  
[graduation](#).

LAS POSITAS CLASS OF 20

Sign up to attend commencement. You will receive an email from the office of the Vice President of Student Services informing you of the process.

We love to know what our students do, once they graduate and/or transfer. Please become part of our [Alumni Network](#) and keep us informed.

# Congratulations! You did it!

## LAS POSITAS COLLEGE CAMPUS MAP

3000 Campus Hill Drive, Livermore, CA 94551 • [www.laspositascollege.edu](http://www.laspositascollege.edu)



### KEY TO BUILDINGS

400	Middle College	2300	Child Development Center (CDC)
500	Math Classrooms	2400	Multi-Disciplinary Education Building
600	Future Construction Project (STEAM)	2401	Cultural Community Center
700	Graphic Design & Digital Media Lab, Photography Lab & Studio	2420	Lecture Hall
800	Viticulture & Winery Technology, Future Construction Project (STEAM)	2500	Physical Education Complex (Gym)
1000	Classroom Building	2600	Aquatic Center
1100	Central Utility Plant	2700	Campus Hill Vineyard
1300	Bookstore	3000	Maintenance & Operations Building (M&O)
1310	Veterans First Program	3100	Maintenance & Operations Building (M&O)
1600	Student Services & Administration Building	3200	Field House
	1690 Academic Services, Vice President's Office	3300	Horticulture
	1689 Administrative Services, Vice President's Office	3400	Public Safety Center
	1670 Admissions & Records	3500	Advanced Manufacturing & Transportation
	1642 Assessment Center	3600	Viticulture & Winery Technology (Under Construction)
	1620 Cafeteria	3700	Viticulture & Winery Technology (Under Construction)
	1668 California Work Opportunity & Responsibility to Kids (CaWORKs)	4000	Mertes Center for the Arts
	1604 Career/Transfer Center		4128 Black Box Theater
	1690 Community Education	FMO	4119 Main Stage Theater
	1668 Cooperative Agencies Resources for Education (CARE)		Facilities Management Office
	1616 Counseling		
	1615 Disabled Students Programs & Services (DSPS)		
	1668 Extended Opportunity Programs & Services (EOPS)		
	1650 Financial Aid		
	1658 International Student Program		
	1680 President's Office		
	1672 Registration Support Center		
	1643 Student Life, Student Government (LPCSG)		
	1669 Student Services, Vice President's Office		
	1643 Welcome Center		
1700	Campus Safety, Health Center, Ricoh, Mail Room, BCRC		
	1726 Black Cultural Resource Center (BCRC)		
	1725 Campus Safety		
	1717 Copy Center (Ricoh)		
	1700 Mail Room		
	1710 Student Health Center		
1800	Science Technology Center 1		
1850	Science Technology Center 2		
1900	Information Technology Services (ITS)		
2000	Library		
2100	Academic Support & Office Building		
	21206 Computer Center		
	21108 English Center		
	21220 Honors Program		
	21119 ILC/Math Learning Ctr/ESL		
	21117 Math Emporium		
	21215 Tutoring Center		



Once a Hawk. Always a Hawk.

**LAS POSITAS COLLEGE**



**HAWKS**

